



Release Information

Allocare AMS & Allocare WEB

Release 23.3

July 2023

Copyright and Comments

Copyright (c) 2023 by Allocare AG, Kantonsstrasse 3, CH-6246 Altishofen/Switzerland.

www.allocare.com

info@allocare.com

Information contained in this document was carefully written after thorough research and has been reviewed for correctness. Nevertheless mistakes can occur. If one is encountered, we kindly request you to report to Allocare Support for rectification. In no event Allocare AG, or any employees of Allocare AG, shall be liable for any damages arising out of mistakes or misunderstandings contained in the information of this document.

The name Allocare and the Allocare logo are trademarks of Allocare AG, Altishofen. Other hardware and software product names referenced in this document are trademarks of the respective company.

This document or any part of it is not allowed to be distributed or reproduced in any form without the explicit consent of Allocare AG.

Introduction

This Release Information describes the most important new functionalities delivered by Allocare AMS & Allocare WEB Release 23.3. The delivery of the software releases is handled via support or project managers.

For additional information regarding the functionality, please contact our support or our sales:

Support

Phone: +41 62 748 65 55

Mail: **support@allocare.com**

Sales

Phone: +41 62 748 65 65

Mail: **sales@allocare.com**

Contents

Overview	3
Allocare AMS	4
Interfaces – UBS FIX	4
Interfaces – DTCC CTM™	5
Usability	6
Allocare WEB	7
WEB Next - Redesign Look & Feel	7
System Requirements	9
Installation Requirements.....	10

OVERVIEW

Allocare AMS

Interfaces – UBS FIX

Our interface provides a fast and reliable connection between Allocare AMS and UBS to ensure smooth trade execution. This integration allows for automated trading workflows and electronic communication, which ensures a high grade of automation, flexibility and reduced costs. All handled by a secure end-to-end connection.

Interfaces – DTCC CTM™

Allocare AMS now easily connects to DTCC CTM™ - a platform for centralized management of trade settlements. It minimizes errors and risks and provides flexible matching rules, automatic confirmations and comprehensive reporting. CTM supports multiple asset classes and offers increased efficiency and reduce risks.

Usability

In terms of usability, we have further simplified the display of multiple windows and tabs. Within the application, a clear marker shows you which tab is currently active. The popular function to append a search result is now directly selectable with one click.

Allocare WEB

WEB Next - Redesign Look & Feel

We have revised the user interface of our platform. In particular, we have focused on revamping two important features: the dashboard settings dialogs and the column selection dialog. At the same time, we have modernized the technical framework.

System Requirements

Information about supported operating systems, database management systems, web servers, web browsers.

Installation Requirements

Information about required prerequisite for the installation of Allocare AMS and Allocare WEB.

Allocare AMS

Interfaces – UBS FIX

We are pleased to announce that Allocare AMS now offers seamless integration with the UBS trading platform through the FIX Interface, which enables you to place orders directly on the UBS trading platform via our portfolio management system.

The new interface provides a fast and reliable connection between Allocare AMS and UBS to ensure smooth trade execution and enables electronic trading of single and block orders.

FIX protocol is a global standard for the exchange of financial information and enables efficient and reliable transmission of trading information. You can seamlessly execute your trades through Allocare AMS while also benefiting from the advantages of end-to-end connectivity.

Automation: By integrating FIX with Allocare AMS, you can rely on automated trading workflows, which help to reduce errors and speed up the settlement process.

Efficiency: The interface allows for immediate electronic communication of order acknowledgement, partial executions, done-for-day notifications, and complete order executions. This can greatly enhance accuracy in trading operations.

Flexibility: Due to the versatility of the FIX protocol and its ability to support a wide range of asset classes, you will be able to trade equities, ETFs, funds and fixed income.

Cost reduction: Integration allows you to reduce the cost of manually processing trade orders. This can help reduce the overall cost of the trade execution process.

The connection is made via a secure VPN to which you are directly connected. A connection via a hub is also possible and reduces the installation effort and monitoring.

This functionality is separately licensed.

MULTIDAY
Equity
Smart Order Routing
ETF
FIXED INCOME
Block Order
Funds
Single Order



Interfaces – DTCC CTM™

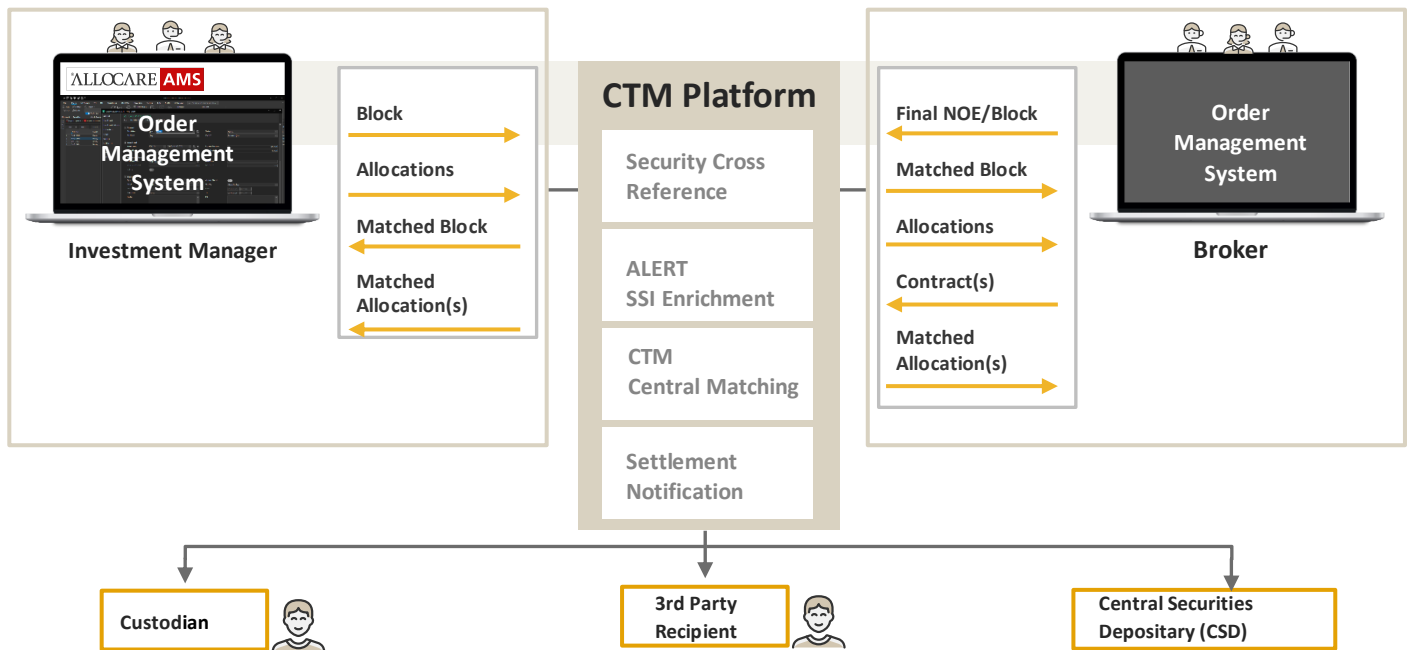


Figure 1: DTCC CTM System

DTCC CTM™ (Central Trade Manager) is a platform for centralized trade settlement management developed by the Depository Trust & Clearing Corporation (DTCC). It provides an efficient and secure platform for automating trade matching, confirmation, and settlement of securities transactions between trading counterparties.

Seamless Trade Order Management

The integration into Allocare AMS enhances the trade order management process by leveraging CTM's capabilities. As a result, users of Allocare AMS can benefit from increased efficiency, risk mitigation, and streamlined compliance in their post-trade activities. Users can initiate and manage trades within Allocare AMS, while CTM handles the post-trade processes, such as matching, confirmation, and settlement.

Trade Matching: CTM allows counterparties to exchange and reconcile transaction details in real-time, ensuring that all involved parties have a consistent and accurate view of the transaction.

Confirmation: After matching trade details, the CTM system generates a legally binding confirmation of the transaction, which serves as proof for the trading parties.

Settlement: CTM also supports the settlement process by providing information on settlement instructions and facilitating communication flow between the involved parties.

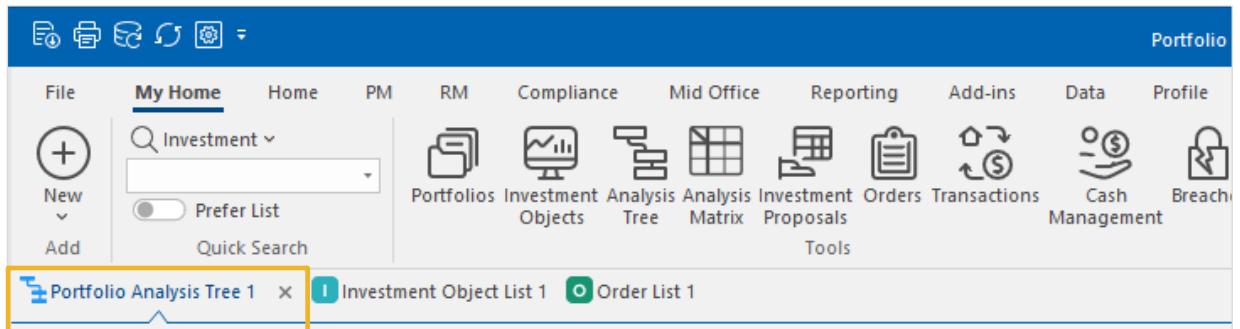
A key benefit of connecting Allocare AMS and DTCC CTM is the reduction of risk and error in the trade settlement process. By managing trade settlements centrally, errors and inconsistencies in the transmission of trade information can be minimized. As a global system, CTM supports transactions in multiple asset classes and currencies, allowing trading parties to efficiently settle their trades worldwide.

By combining the strengths of CTM's post-trade processing capabilities with Allocare AMS's robust portfolio management features, users can now experience a more efficient, secure, and compliant trade order management process. This integration enables Allocare AMS users to focus on their core investment management activities while the integrated system takes care of the post-trade processes seamlessly.

This functionality is separately licensed.

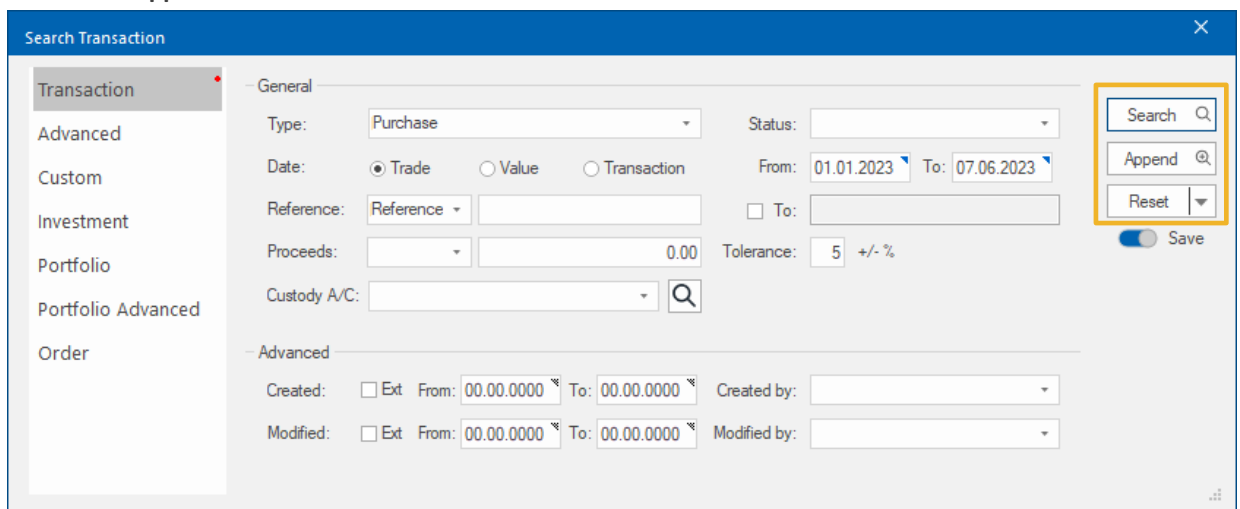
Usability

Active Tab Highlighting



In Allocare AMS, you can open multiple tabs to display different lists and tools. To make it easier to identify the active tab, we now use the accent color for the arrow to highlight it. We have also improved the visual distinction between the tab bar and the individual windows by using the accent color for the borderline. These changes make it more intuitive to navigate between tabs and manage your work in Allocare AMS.

Dedicated Append button



When you perform a search, the results will by default replace the current list of items. This means that you can focus on the new results without having to manually clear the old ones first. But if you want to add the search results to an existing list instead of replacing it entirely, you can use Append. The search results will be added to the end of the current list, rather than replacing it.

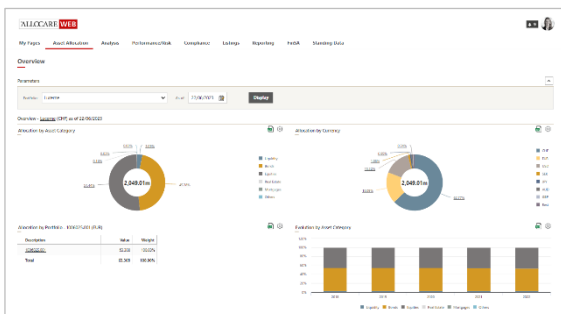
To make Append (shortcut Alt-A) more accessible, we have moved it out of the submenu and given it a dedicated spot below the Search button. This way, you can easily choose between the two search modes without having to navigate through the menu.

Allocare WEB

WEB Next - Redesign Look & Feel



Figure 2: The implemented new color scheme with future appearing elements like the Order Ticket



A new user-focused design is in progress, featuring clear guidance, adaptable layouts, and improved task management. It includes clear feedback through colors, intuitive graphical hints, optimized functions, and an enhanced navigation system. The design supports desktop and mobile usage, provides dashboards with summaries, and offers third-party integrations. Task management will be simplified with recommendations, visual workflows, and minimized input screens.

Dashboards Setup Dialogs

The Settings dialog box includes the following fields:

- Portfolio: [Dropdown]
- Compare with: None [Dropdown]
- Reference: [Dropdown]
- As of: End of previous month [Dropdown]
- Breakdown: Country [Dropdown]
- Filter: Context [Dropdown]
- Filter: Select... [Dropdown]
- Drill Down Schema: [Dropdown]
- Fwd Exp: None [Dropdown]
- Value: Value [Dropdown]
- Top: 9 [Spinners]
- Chart Type: Donut [Dropdown]
- Legend: On the right [Dropdown]
- Labels: Horizontal [Dropdown]
- Show: Percentage [Dropdown]

Buttons: OK, Cancel, Reset

All setup dialogs of the dashboard elements underwent a major redesign to ensure a contemporary and appealing look and feel. By adjusting the display and fonts, the setup dialogs are now more readable and user-friendly.

New Column Chooser in Transaction Search

The Column Chooser now appears in a revised design that provides a clear and concise display of the available columns. The new design provides more space and makes it easier to navigate and select the desired columns.

The Column Chooser now has a handy filter function that allows you to search for specific columns. Adding the filter makes it easier to find and select the desired columns, especially in scenarios with a large number of available columns.

You have the possibility to move selected columns using drag and drop. This allows you to intuitively adjust the order and positioning of columns according to your individual preferences.

The Select Columns dialog box features:

- Search bar: Search...
- Available columns table:

Category	Columns	T1	T2
Account	Account Name		
Account	Asset Category (Acc)		
Account	Category (Acc)		
Account	Ccy (Acc)		
Account	Cry (Acc)		
Account	Investment Long (Acc)		
Account	Market (Acc)		
Account	Maturity (Acc)		
Account	Pricing (Acc)		
Account	Risk Ccy (Acc)		
Account	Risk Cry (Acc)		
Account	Risk Dom (Acc)		
Account	Type (Acc)		
Account - Classification	3PFX_INV_TYPE (Acc)		
Account - Classification	AAA (Acc)		
Account - Classification	ABS (Acc)		
Account - Classification	ABS (Acc)		
Account - Classification	ahc 25960 (Acc)		
Account - Classification	Alternative investment acc. L...		

- Selected columns table:

Category	Selected	
Transaction - Referen...	Reference	X
Transaction	Type (Trx)	X
Investment	Investment	X
Transaction	Price	X
Transaction	Proceeds	X
Transaction	Rev	X
Transaction	Status	X

Buttons: OK, Cancel

Upgrade .NET to 4.8/DevExpress

Migrating to .NET Framework 4.8 offers a number of benefits and enhancements. You will benefit from improved performance, enhanced security, and better compatibility.

Migrating to new UI Library provides you with a number of benefits and enhancements. You benefit from an improved user interface and modern components.

System Requirements

Operating Systems

Allocare AMS Release 23.3 supports the following operating systems for workstations:

- Windows 11
- Windows 10 (Dark Mode Theme only works properly from version 1809 onwards)

Allocare AMS Release 23.3 supports the following server operating systems running Microsoft SQL Server or Internet Information Services:

- Microsoft Windows Server 2022
- Microsoft Windows Server 2019
- Microsoft Windows Server 2016

Database Management Systems

Allocare AMS Release 23.3 supports the following database management systems:

- Microsoft SQL Server 2022
- Microsoft SQL Server 2019 (Cumulative Update 3)
- Microsoft SQL Server 2017 (Cumulative Update 19)
- Microsoft SQL Server 2016, Service Pack 1
- Microsoft SQL Server 2014, Service Pack 1
- Microsoft SQL Server 2012, Service Pack 3

Web Servers

Allocare WEB Release 23.3 will run on Microsoft IIS 7.0 up to 10.0.

- Microsoft .NET Framework 4.8 (incl. ASP.NET)

Web Browsers

Allocare WEB Release 23.3 supports the following web browsers:

- Microsoft Edge (Chromium)
- Firefox
- Chrome
- Safari on Macintosh

Note Microsoft ODBC Driver 17.10.1 is installed by default.
Microsoft SQL Server Native Client 10.0 and 11.0 are no longer supported by Microsoft.

Installation Requirements

The following information is for people responsible for the installation of the Allocare AMS and Allocare WEB applications.

Microsoft Visual C++ Redistributable

A required prerequisite to run the Allocare AMS application suite is *Microsoft Visual C++ 2015-2022 Redistributable (x64) - 14.34.31931* that must be available on a client machine.

Allocare WEB Service also requires *Microsoft Visual C++ 2015-2022 Redistributable (x64) - 14.34.31931*.

For legacy report engines (Crystal Reports, Active Reports) the 32-Bit redistributable must also be installed *Microsoft Visual C++ 2015-2022 Redistributable (x86) - 14.34.31931*.

These will be automatically installed when using the Setup executable provided on the installation CD. When the Setup executable is not used, the redistributable has to be installed manually or the files have to be copied from the CD. Dependencies: All files in the 'AMS folder' support 64-Bit, the 'x86' subfolder contains legacy components (supporting 32-Bit).

Microsoft .NET Framework

A required prerequisite to run the Allocare AMS application suite and Allocare WEB (Service) is Microsoft .NET Framework 4.8 which must be available on a client or web server machine.

It will be automatically installed when using the Setup executable provided on the installation CD.

When the Setup executable is not used the redistributable has to be installed manually.